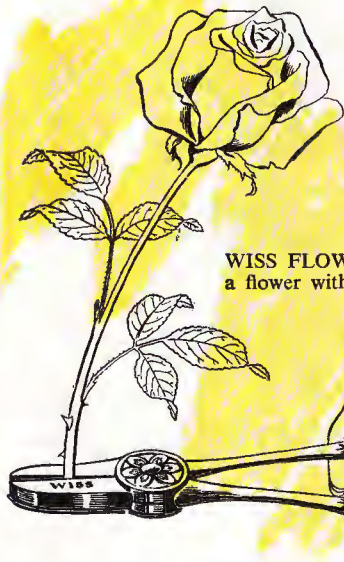



# *Flower Shears* by **WISS**

Easy does it—with the beautiful new Flower Shears by Wiss. They cut and hold a flower with one hand—in one motion. They permit you to select and cut a stem in thick growth. Particularly effective for cutting roses (no scratching from thorns!) and also a great aid in flower arranging. Fully chrome plated with stainless steel blades for complete rust resistance. No. FH 4-6½" long.



WISS FLOWER SHEARS cut and hold a flower with one hand—in one motion!

USE LIKE REGULAR SHEARS to cut stem diagonally. This insures longer lasting flowers.



Over 100 Years of Quality


## BASIC FLOWER ARRANGEMENTS

The love of flowers, a desire to feast on their beauty and an urge toward self-expression are the primary reasons for flower arrangements. Although the casual person may prefer to thrust a bunch of flowers into the nearest vase at hand, letting "nature take its course," a little planning will be extremely rewarding. The plan should be based on appropriateness of the flowers, location of the arrangement and, to a degree, the type container available.


With the knowledge of classic designs, and the rules implied well in mind, plus a little common sense, you can let your imagination go—and enjoy the results!



Right Angle Triangle is an effective, popular design, and easy to arrange with a minimum of flowers. The weight of the blooms should be concentrated at the base or corner of the right angle. Let the buds and tapering foliage emerge from this point. A heavy needle-point holder will secure the flowers satisfactorily in a shallow container.



The Rhythmic Line curves upward from the center of the vase and does a reverse curve downward over the side center. The focal point should be around the mouth of the vase by grouping a few larger flowers or those of stronger hue. A tall container is the most satisfactory for this type of arrangement.



The Crescent is a good design for the low squat container. It is a gay arrangement, and is very effective with the most informal flowers. Keep the weight just off center. Curved branches of decorative foliage are helpful in achieving this effect.



The Oval is an old-fashioned design with much charm. Ideally it should be arranged in a footed vase. The outer edges of the oval should be light and lacy, and a focal point of large flowers established down low near the center.



The Completed Triangle is classic in its symmetry. Tapering in the middle it extends equally on either side. The outline is traced with the more delicate flowers and foliage, the larger and deeper hued flowers building up from the center.

**LIGHTWEIGHT  
PRUNING  
SHEARS**



Ideal for pruning rose bushes. Thin sharp blades permit easy close cutting by the particular gardener. No. 607 R-7", red handles. No. 607-7" full chrome plated.

**LIGHTWEIGHT  
HEDGE  
SHEARS**



Specially designed hedge shears for ladies. Equally useful for hedge and grass trimming. Very light in weight and easy to use. One blade is serrated to prevent slipping. No. 6½ L-6½" blades. Other styles with 8" or 9" blades.

**WISS-CLIPPER  
GRASS  
SHEARS**



Up-and-down handle action assures effortless cutting. Contoured for comfort and fitted with grip guard to prevent slipping. Closing latch. Cut perfectly from heel to points. No. 700



## GARDEN AND LOBSTER SHEARS



Designed for thinning thick growth of flowers and certain types of fruit. A favorite with orchid growers.

Their long, slender, serrated blades snip through the tiniest segment of the lobster's shell quickly, easily, neatly . . . and you are sure to get every last delicious morsel.  
No. C-4AR-8" red handles.

## KITCHEN SHEARS



No home should be without these supremely useful shears—for preparing vegetables, salads, fish, trimming meats, cutting flowers, opening bottles.  
Red, green or yellow handles.  
No. 1 KS-8"

## LONG-HANDLE GRASS SHEARS




You can cut standing up with this light-weight, easy-to-use tool enables the user to trim grass standing up. Single wheel gives added mobility in "tight" spots. Double spring action assures positive opening and closing. No. 900

## HY-POWER PRUNING SHEARS



Their anvil-type construction assures a clean, effortless cut — largely eliminates bruising. New, narrower blades are hand-edged to knife keenness. Convenient latch for one hand operation. Pistol-like grip provides maximum ease of use. No. 908-8" and No. 906-7"

## COMBINATION SNIPS



Like the florists use for cutting light wire and screening and for flower arranging. Also ideal for heavier stalks. No. V 13-7"



THEY HOLD

AS THEY CUT!

# Flower Shears

by **WISS**